

EFFECT OF ORGALIFE FERTILIZER ON SOME QUALITY PROPERTIES OF THE SEED AND GROWTH POTENTIAL OF TWO RICE VARIETIES (*ORYZA SATIVA* L.) CULTIVATED IN NORTH MACEDONIA

Spaseva B.^a, Mitrushev I.^a, Andreevska D.^a, Andov D.^a, Simeonovska E.^a, Gjoshcheva-Kovachevikj M.^a

^a Field crops department, Institute of Agriculture, University of Ss. Cyril and Methodius, Skopje, North Macedonia

ABSTRACT

The aim of this study was to examine the effect of Orgalife (liquid organic microbial fertilizer based on manure from californian earthworms) on the seeds of two rice varieties, *San Andrea* and *Opale*, obtained from three production years: 2018, 2019 and 2020. They were treated with three different concentrations (3.3%, 6.7% and 9.9%) compared to control (distilled water). Germination energy, total seed germination, germination index, seedlings growth (root length, shoot length, dry seedling weight) and vigor index (I and II) were examined. One-way analysis of variance (ANOVA) was carried out and separation of means was performed using the LSD test at $P=0.05$ and $P=0.01$ significance level. The values of all treatments for all parameters were compared with the control. Germination energy and total germination for *Opale* in 2020 showed statistical significance for the 3.3% concentration at $P=0.05$, while for *San Andrea* the same significance was noticed only for the germination energy. Germination index for *Opale* gave statistically significant results only for the 2020 production year at $P=0.05$. For *San Andrea* the situation is slightly different where the treatments affected the germination index only for 2018 and 2020. Orgalife treatments increased the vigor index I and II in 2020 for both varieties and for both levels of significance. The length of the seedlings for *Opale* in 2020 was positively affected by the 3.3% concentration in both levels of significance, while *San Andrea* in the same year had statistical significance for the 9.9% concentration only for $P=0.05$. The results for the dry matter showed statistical significance for *San Andrea* for the 6.7% concentration in 2018. As an overall conclusion, we can say that the use of the Orgalife fertilizer showed to be reasonable for the seedling growth and development, better than the effect on the germination parameters.

Key words: organic fertilizer Orgalife, rice seed, growth promotion, germination energy, total germination and seedling growth

Introduction

One of the most extensively cultivated cereals of the world is the rice (*Oryza sativa*) which belongs to the family of *Gramineae* and the genus *Oryza*. The rice is possibly the oldest domesticated grain (10 000 years), and is the staple food for 2.5 billion people (IRRI, 2002). The production of rice depends on a lot of factors. One of the important factors for production of rice is the seed quality which is characterized by the good germination capacity. Quality seed ensures quality seedling (Hasan et al., 2016).

In field conditions, for the purpose of good germination and growth of young seedlings, the seeding material can be treated with materials that affect germination, such as nutrients and growth regulators (Dimitrovski et al., 2020). Direct use of microorganisms to promote plant growth and plant pests/disease

control is becoming a rapidly expanding research area. The capacity of specific root-colonizing bacteria, or rhizobacteria, to increase growth and yield of crop plants is attracting great attention (Suslow et al., 1979).

One of the most important nutrients for plant growth is nitrogen and hence heavily applied in agricultural systems via fertilization. Approximately 50% of the N fertilizer applied to plant production is not absorbed by plants, but lost to the environment as ammonia (NH_3), nitrate (NO_3^-), and nitrous oxide (N_2O , a greenhouse gas with 300 times the heat-trapping capacity of carbon dioxide), raising agricultural production costs and contributing to pollution and climate change. These losses are driven by volatilization of NH_3 and by a matrix of nitrification and denitrification reactions catalysed by soil microorganism. Hence, the crucial player in nitrification is ammonia-oxidizing archaea (Beckman et al. 2018).

Vermicompost is an organic waste rich in nutrients and plant growth-promoting rhizospheric bacteria such as *Pseudomonas*, *Rhizobium*, *Bacillus*, *Azospirillum*, *Azotobacter*, which is produced from earthworms that is beneficial in enhancing the soil condition (Pathma and Sakthivel, 2012). It has been reported to help in improving the crop yield and quality. Vermicompost can be used as a fertilizer to increase the fruit chemical quality and maintain the soil quality for agricultural sustainability (Mahmud et al. 2020). Vermicomposts contain higher humic acid substances (Albanell et al. 1988), compared to the parent material that has been used for composting. Earthworm gut connected microbes supplement vermicomposts with highly water-soluble and light-sensitive plant growth hormones, which gets absorbed on humic acid substances in vermicompost making them extremely stable and helps them persist longer in soils whereby influencing plant growth (Atiyeh et al. 2002; Arancon et al. 2003).

Extracts of humic and humic-like substances positively affected seed germination and growth of seedlings from lettuce and tomato plants (Piccolo et al., 1993), safflower plants (Başalma, 2015), maize fodder (Daur & Bakhshwain, 2013) significantly promote cucumber growth (Xu et al., 2012).

In rice production, effects of liquid extract of microbiological fertilizers were also reported on stimulating growth, germination, productivity, and quality of wheat and rice seedlings. The extract especially influenced the growth of shoot and root system (Wang et al., 2020).

In this study was examined the effect of Orgalife fertilizer on germination and young seedling growth in rice. The fertilizer contains growth promoting microorganisms such as nitrogen-fixation bacteria, nitrification bacteria, aerobic cellulolytic microorganisms and ammonification bacteria. The seeds treated with Orgalife fertilizer tend to emerge faster, and have better rooting capacity, plant growth and development (based on product label information).

Materials and Methods

Materials

Orgalife is commercial organic microbial fertilizer, biostimulator and soil improver prepared from Californian red worms casting base (not to be confused with worm tea). Orgalife - a liquid organic microbial fertilizer, prepared from a solid fertilizer base (casting) of California worms was used during the experiment. This fertilizer is dark-brown colored with a pH of 6.83 containing 48.35% organic matter, of which 2.44% is total N and microorganisms such as nitrogen fixing bacteria - 86% and nitrification bacteria - 79% (based on data from the manufacturer's label). The effect of Orgalife was tested in three different concentrations (3.3%, 6.7% and 9.9%) compared to the control treatment where no fertilizer was added but only distilled water (Table 1). For the purposes of treatment, rice seeds of two varieties, *San Andrea* and *Opale*, produced from three consecutive harvests (2018, 2019 and 2020) were used. The seed from all three production years was kept under controlled conditions.

Table 1. Content of organic matter and nitrogen in the fertilizer and in the prepared solutions

Fertilizer concentration	Orgalife concentration	3.3%	6.7%	9.9%	Control
Organic matter (%)	48.35	1.595	3.239	4.786	0%
Total N content (%)	2.44	0.08	0.163	0.241	0%
Volume of solution per replication of 100 seeds	/	20 ml	20 ml	20 ml	20 ml H ₂ O

Content of the organic matter and nitrogen is based on product label information

Methods

The examination was performed in the Department of Rice in Kochani at the University "Ss. Cyril and Methodius" - Skopje. Total seed germination (TG), germination energy (GE), germination index (GI) and seedlings growth (fresh and dry seedlings weight, root length and shoot length), vigor index (I and II) were examined. A total of 12 variants were set up; four replications of 100 grains for all three production years (2018, 2019, 2020) and for all four treatments (33.33 ml / 1L (3.3%), 66.66 ml / 1L (6.7%), 9.99 ml / 1L (9.9%) and control-distilled water). The seeds of the control treatments were soaked in distilled water for 24 hours before transferring them to Petri dishes, while the seeds of the three treatments were submerged with a solution of fertilizer in the three concentrations listed above. Each of the replicates was placed in Petri dishes in an interfilter (IF) germination medium and placed in a germination chamber at a temperature of 25 ° C.

The first counting of germinated grains was performed on the fifth day of immersion of the seeds according to the treatments. The second count was performed on the 14th day after the immersion. The seed was considered germinated when the coleoptile and the root appeared together and the root length was at least 2 mm. Seed germination energy (ER) was determined on the 5th day, and total seed germination (ER) on the

14th day after immersion. These parameters were calculated as percentage from the total number of inoculated seeds in the Petri dish (Official gazette of the Republic of Macedonia No 61/2007).

Germination energy is the ratio between the number of germinated seeds on the fifth day (first counting) and the total number of grains, multiplied by 100.

Percentage of total germination is calculated as the ratio between the number of germinated grains and the total number of seeds, multiplied by 100.

The germination index is calculated by the formula of AOSA (1983), which reads: **Germination index**

$$= \frac{[\text{Number of germinated seeds}] + \dots + [\text{Number of germinated seeds}]}{\text{Day of the first count} \quad \quad \quad \text{Day of the last count}}$$

In order to estimate the vigor index I and II, seeds from each treatment were germinated in an open Petri dish in the germination cabinet along with the replications. The RL and SL of 40 randomly picked up seedlings in each of the variants developed in dark conditions were measured at the end of the experiment (day 14).

Vigor index I: VI-I = Seedling length (cm) × Germination (%)

Vigor index II: VI-II = Seedling dry weight (mg) × Germination (%)

The 40 seedlings in each variant (treatment-year combination) were dried in air-oven at 100°C to constant weight. The **total dry seedling weight** was measured for each variant.

The results were statistically analyzed by two-way ANOVA with replication (Table 2) and LSD test at 0.05 and 0.01 significance level. Correlation analysis was determined by calculating the Pearson's correlation coefficient. The two way ANOVA was calculated based on the statistical methods for agricultural research provided by Hadživuković (1973).

Results and discussion

The germination energy was slightly affected by the treatments compared to the control. Mean values for *Opale* variety were in a range of 93.92% to 95.00% compared to the control which is 92.67%. The treatment with 3.3% concentration in 2020 gave the best result (99.25%) compared to the control (96.50%) regarding the germination of the seed. In the other variety - *San Andrea*, the mean values for the germination energy were varying from 86.83% to 91.58% compared to the control (91.00%). Also for *San Andrea* positive effect showed only 3.3% treatment in 2020 with 97.50% compared to the control (94.25%). This kind of situation might be dependent on the seed age and the production conditions. According to Andov et al. (2012), the germination energy in three years old rice seed decreases rapidly.

Table 2. Germination energy for *Opale* and *San Andrea* variety

Germination energy (%)							
<i>OPALE</i>	3.3%	6.7%	9.9%	Control	AVG (%)	LSD	
						(α 0.05)	(α 0.01)
2018	92.25±1.50	91.00±1.63	93.25±2.87	95.25±1.50	92.94b	4.66	7.06
2019	91.75±2.50	92.00±1.41	93.25±1.26	86.25±4.35	90.81a	5.85	8.86
2020	99.25±1.50	98.75±0.96	98.50±1.00	96.50±1.00	98.25c	2.29	3.47
AVG (%)	94.42ab	93.92ab	95.00b	92.67a			
<i>SAN ANDREA</i>	3.3%	6.7%	9.9%	Control	AVG (%)	LSD	
						(α 0.05)	(α 0.01)
2018	82.50±3.11	79.75±3.30	75.00±70.39	85.50±4.04	80.69a	11.13	16.85
2019	94.75±1.71	88.75±5.91	89.00±1.41	93.25±3.40	91.44b	7.38	11.18
2020	97.50±2.08	97.00±1.41	96.50±1.29	94.25±0.50	96.31c	2.74	4.15
AVG (%)	91.58b	88.50ab	86.83a	91.00b			

Comparable to the results from the germination energy, also the total germination was driven in the same way for the *Opale*, while for *San Andrea* the control treatment had the highest mean value of 96.83% and the lowest one was the 9.9% concentration with mean value of 93.67%, which can be considered as a negative effect of the maximum concentration treatment on the seed germination.

The germination index for *Opale* showed statistically significant results only for the 2020 production year at $P=0.05$ and the highest mean value was 26.97 for 3.3% concentration, while for the control it was 26.28. *San Andrea* had a little different situation where the treatments affected the germination index only for 2018 and 2020. In 2018 the 9.9% concentration had the lowest mean value (22.97) compared to the control (23.81) which means it might have some negative effect on the germination. In 2020 the 3.3% concentration had the highest mean value (26.54) compared to the lowest value of the control (25.83).

Table 3. Total germination for *Opale* and *San Andrea* variety

Total germination (%)							
OPALE	3.3%	6.7%	9.9%	Control	AVG (%)	LSD	
						(α 0.05)	(α 0.01)
2018	93.00 \pm 1.41	92.75 \pm 0.50	95.25 \pm 1.89	96.50 \pm 0.58	94.38b	2.47	3.75
2019	92.25 \pm 2.50	92.75 \pm 1.71	94.00 \pm 1.41	87.75 \pm 3.77	91.69a	5.50	8.33
2020	99.75 \pm 0.50	99.25 \pm 0.96	99.00 \pm 0.00	97.75 \pm 0.96	98.94c	1.42	2.16
AVG (%)	95.00ab	94.92ab	96.08b	94.00a			
SAN ANDREA	3.3%	6.7%	9.9%	Control	AVG (%)	LSD	
						(α 0.05)	(α 0.01)
2018	90.50 \pm 1.73	88.25 \pm 0.96	87.50 \pm 4.51	94.00 \pm 1.41	90.06a	3.78	5.72
2019	97.50 \pm 1.29	97.25 \pm 1.26	96.50 \pm 3.11	98.75 \pm 0.50	97.50b	3.96	6.01
2020	98.50 \pm 1.00	98.25 \pm 1.50	97.00 \pm 1.41	97.75 \pm 0.96	97.13b	2.26	3.43
AVG (%)	95.50bc	94.58ab	93.67a	96.83c			

Table 4. Germination index for *Opale* and *San Andrea* variety

Germination index							
OPALE	3.3%	6.7%	9.9%	Control	AVG	LSD	
						(α 0.05)	(α 0.01)
2018	25.09 \pm 0.38	24.82 \pm 0.36	25.45 \pm 0.70	25.95 \pm 0.28	25.33b	1.08	1.63
2019	24.94 \pm 0.68	25.03 \pm 0.39	25.37 \pm 0.34	23.52 \pm 1.14	24.71a	1.55	2.35
2020	26.97 \pm 0.34	26.84 \pm 0.25	26.77 \pm 0.20	26.28 \pm 0.24	26.72c	0.53	0.80
AVG	25.67ab	25.56ab	25.86b	25.13a			
SAN ANDREA	3.3%	6.7%	9.9%	Control	AVG	LSD	
						(α 0.05)	(α 0.01)
2018	22.97 \pm 0.74	22.26 \pm 0.64	21.25 \pm 2.37	23.81 \pm 0.89	22.57a	2.42	3.67
2019	25.92 \pm 0.41	24.70 \pm 1.21	24.69 \pm 0.40	25.70 \pm 0.66	25.25b	1.55	2.35
2020	26.54 \pm 0.47	26.42 \pm 0.37	26.23 \pm 0.34	25.83 \pm 0.13	26.25c	0.66	1.00
AVG	25.14b	24.46ab	24.06a	25.11b			

The seedling vigor index I and II were affected by all Orgalife treatments for both varieties in 2020 for P=0.05 and P=0.01 levels of significance. VI-I for *Opale* showed the highest results for 3.3% concentration (2310) compared to the control (1629.74) which was the lowest value. VI-I for *San Andrea* showed the highest mean value for 9.9% concentration (1848.09) compared to the control (1556.98).

Table 5. Seedling vigor index I for *Oppale* and *San Andrea* variety

Seedling Vigor Index I							
OPALE	3.3%	6.7%	9.9%	Control	AVG (%)	LSD	
						(α 0.05)	(α 0.01)
2018	2035.77 \pm 171.85	2121.80 \pm 89.79	1902.14 \pm 132.99	1966.68 \pm 192.85	2006.60a	324.29	491.28
2019	1862.77 \pm 158.27	1893.71 \pm 161.25	2150.72 \pm 80.30	1990.12 \pm 90.04	1974.33a	241.83	366.35
2020	2310.00 \pm 148.24	2048.31 \pm 67.64	2224.53 \pm 124.96	1629.74 \pm 65.20	2053.15a	184.84	280.02
AVG (%)	2069.51b	2021.27ab	2092.46b	1862.18a			
SAN ANDREA	3.3%	6.7%	9.9%	Control	AVG (%)	LSD	
						(α 0.05)	(α 0.01)
2018	1502.07 \pm 115.48	1289.26 \pm 87.57	1576.97 \pm 47.94	1580.14 \pm 103.52	1487.11a	180.76	273.84
2019	1701.13 \pm 105.00	1649.72 \pm 57.24	1879.82 \pm 116.81	1923.14 \pm 67.40	1788.45c	208.21	315.42
2020	1697.89 \pm 61.29	1541.34 \pm 65.12	1848.09 \pm 44.25	1556.98 \pm 92.80	1661.08b	83.93	127.15
AVG (%)	1633.70b	1493.44a	1768.29c	1686.75bc			

The treatments with 6.7% and 9.9% concentrations gave the highest values for VI-II for *Opale* (19.80) compared to the control (19.60). For *San Andrea* the treatments with 3.3% concentration showed the highest results (24.63) compared to the control (24.45).

Table 6. Seedling vigor index II for *Opale* and *San Andrea* variety

Seedling Vigor Index II							
OPALE	3.3%	6.7%	9.9%	Control	AVG (%)	LSD	
						(α 0.05)	(α 0.01)
2018	16.28 \pm 1.78	16.28 \pm 1.20	16.63 \pm 1.65	16.98 \pm 1.84	16.54b	3.72	5.63
2019	16.10 \pm 0.53	16.28 \pm 2.21	14.10 \pm 0.71	15.40 \pm 1.14	15.47a	3.10	4.70
2020	17.50 \pm 1.29	19.80 \pm 1.40	19.80 \pm 0.81	19.60 \pm 1.13	19.18c	2.60	3.94
AVG (%)	16.63a	17.45a	16.84a	17.33a			
SAN ANDREA	3.3%	6.7%	9.9%	Control	AVG (%)	LSD	
						(α 0.05)	(α 0.01)
2018	20.36 \pm 1.17	22.05 \pm 0.72	19.69 \pm 0.51	21.15 \pm 1.21	20.81a	1.80	2.72
2019	21.94 \pm 1.26	24.33 \pm 0.79	21.71 \pm 0.56	24.70 \pm 1.80	23.17b	2.25	3.41
2020	24.63 \pm 1.39	24.58 \pm 1.79	21.83 \pm 1.25	24.45 \pm 0.80	23.87b	2.80	4.23
AVG (%)	22.31b	23.65c	20.90a	23.43c			

The length of the 14 days old seedlings for *Opale* in 2020 was positively affected by the 9.9 % concentration (24.47 cm) in both levels of significance, as well as, *San Andrea* in the same year had statistical significance for the same concentration (18.85 cm) only for P=0.05. Similarly, when bean and pea seedlings were treated with vermicompost aqueous extracts showed positive effect on the growth and development of the seedlings (Ievinsh, G., 2011). In parallel, in a study evaluating the influence of humic acids derived from earthworm-processed organic wastes on plant growth (Atiyeh et al., 2002), the results indicated significantly increased growth of tomato and cucumber seedlings, in terms of plant heights, leaf areas, shoot and root dry weights. According to Atiyeh et al. (2002), increased plant growth happened with increasing the concentrations of humic acids incorporated into the growing medium to a certain proportion, but this differed according to the plant species, the source of the vermicompost, and the nature of the container medium.

Table 7. Seedling length for *Opale* and *San Andrea* variety

Seedling length (cm)							
OPALE	3.3%	6.7%	9.9%	Control	AVG (%)	LSD	
						(α 0.05)	(α 0.01)
2018	22.82±0.97	20.02±1.40	20.02±1.40	20.28±1.99	20.78a	3.28	4.98
2019	20.25±1.72	20.36±1.73	22.88±0.85	22.62±1.02	21.53a	2.64	4.00
2020	24.44±1.48	20.69±0.68	22.47±1.26	16.63±0.67	21.06a	1.86	2.82
AVG (%)	22.50c	22.36bc	21.79ab	19.84a			
SAN ANDREA	3.3%	6.7%	9.9%	Control	AVG (%)	LSD	
						(α 0.05)	(α 0.01)
2018	16.60±1.28	14.62±0.99	18.02±0.55	16.81±1.10	16.51a	1.99	3.01
2019	17.45±1.08	16.96±0.59	19.48±1.29	19.47±0.68	18.34b	2.14	3.25
2020	16.53±1.72	16.05±0.91	18.85±0.54	15.34±1.82	16.69a	2.44	3.69
AVG (%)	16.86ab	15.88a	18.78c	17.21b			

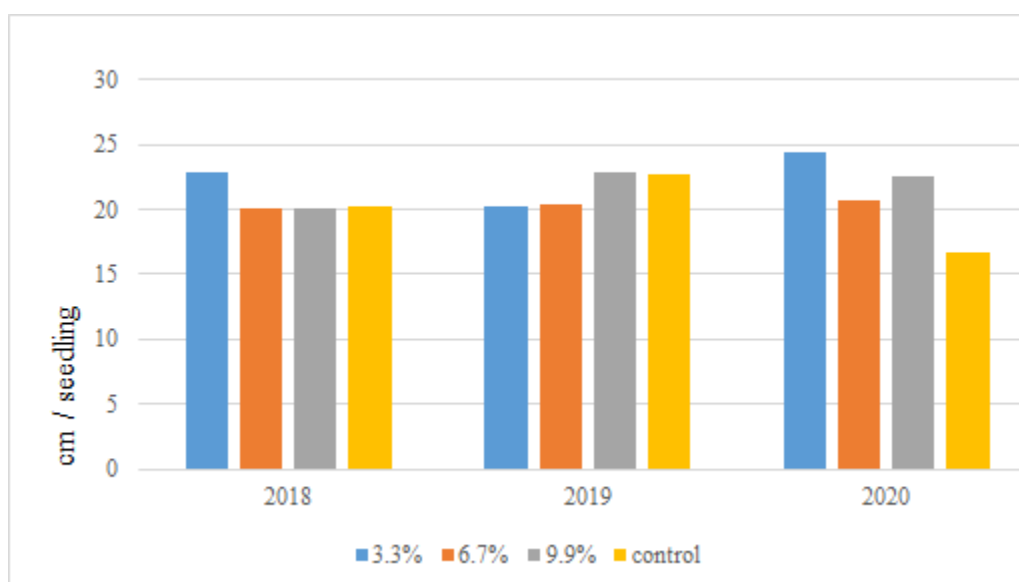


Figure 1. Seedling length for *Opale*

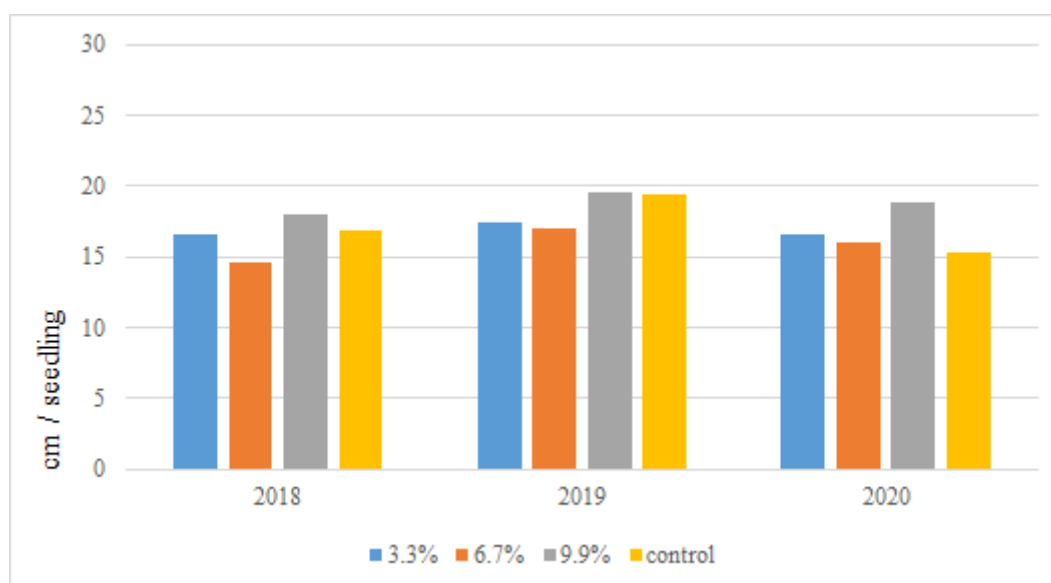


Figure 2. Seedling length for *San Andrea*

The statistical analysis for *Opale* variety did not show any significance among the treatments compared to the control in terms of dry matter. The analysis for dry matter showed statistical significance for *San Andrea* in 2018 for the 6.7% concentration (0.25 g) compared to the control (0.23 g).

Table 8. Dry matter for *Opale* and *San Andrea* variety

Dry matter (g)						
OPALE	3.3%	6.7%	9.9%	Control	LSD	
					(α 0.05)	(α 0.01)

III. Balkan Agriculture Congress, Edirne, Turkey, 29 August - 1 September, 2021

					AVG (%)		
2018	0.18±0.02	0.18±0.01	0.18±0.02	0.18±0.02	0.18a	0.04	0.06
2019	0.18±0.01	0.18±0.02	0.15±0.01	0.18±0.01	0.17a	0.03	0.05
2020	0.18±0.01	0.20±0.01	0.20±0.01	0.20±0.01	0.19b	0.03	0.04
AVG (%)	0.18a	0.19a	0.18a	0.19a			
<i>SAN ANDREA</i>	3.3%	6.7%	9.9%	Control	AVG (%)	LSD	
						(α 0.05)	(α 0.01)
2018	0.23±0.01	0.25±0.01	0.23±0.01	0.23±0.01	0.24a	0.02	0.03
2019	0.23±0.01	0.25±0.01	0.23±0.01	0.25±0.02	0.24ab	0.02	0.03
2020	0.25±0.01	0.25±0.02	0.23±0.01	0.25±0.01	0.25b	0.03	0.04
AVG (%)	0.24ab	0.25c	0.23a	0.24bc			

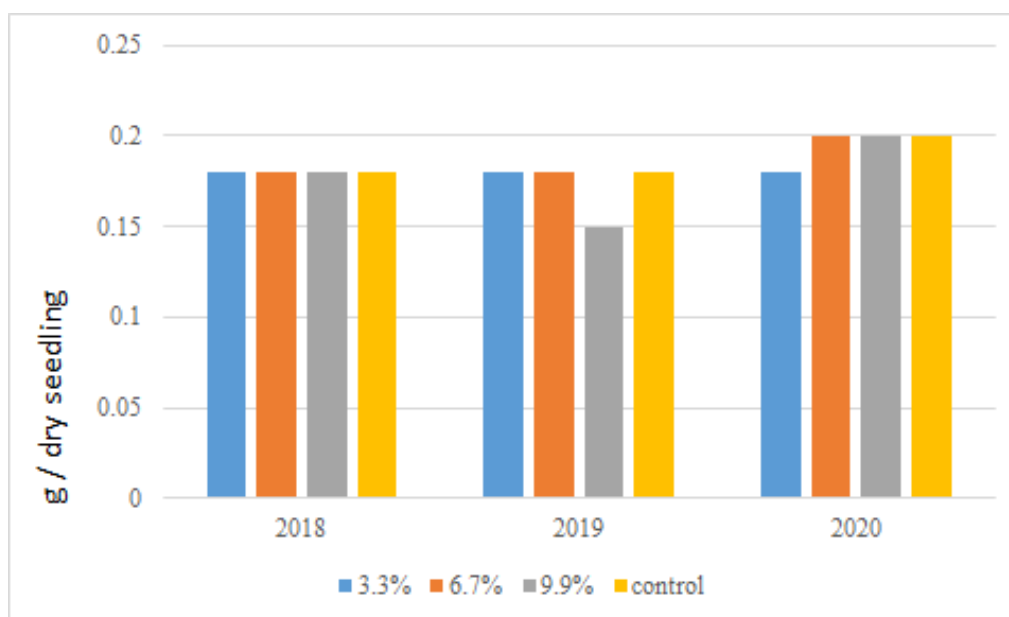


Figure 3. Dry matter for *Opale*

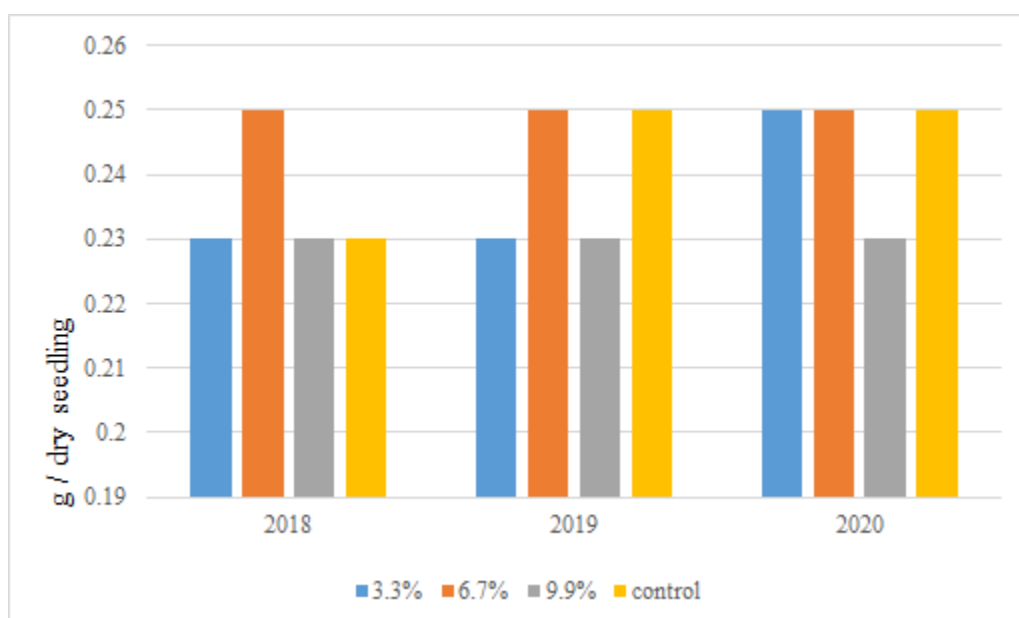


Figure 4. Dry matter for *San Andrea*

Conclusion

According to the results obtained from this study we can conclude that the Orgalife treatments had significant effect on the standard germination test only for the 2020 production year, which can be interpreted as a result of the seed age and the production conditions. Also here is present and visible the negative effect of the maximum concentration dose 9.9% for *San Andrea* variety, which means that different varieties behave differently in the same conditions. The Orgalife treatments did affect the other examined parameters such as the germination index, the early stages of growth and development expressed as seedling vigor index I and II, seedlings length and the total dry matter of the 14 days old seedlings. Based on the obtained results, we cannot recommend only one specific concentration because all of the treatments (3.3%, 6.7% and 9.9%) positively stimulated the germination and the seedling development expressing that effect through the different growing parameters. Although the highest concentration (9.9%) resulted in the highest seedling length and vigor indexes, it is not recommended concentration dose because it causes disbalance in the seedling growth by inhibiting the root development and overstimulating the shoot development. Moreover, this concentration significantly decreased the germination energy and the total germination.

The Orgalife fertilizer in the recommended dosage could be used for encouragement of the rice seedling development, mainly in controlled conditions, for example in seedling production.

REFERENCES

- Albanell E., Plaixats J., Cabrero T. (1988) Chemical changes during vermicomposting (*Eisenia fetida*) of sheep manure mixed with cotton industrial wastes. *Biol Fertil Soils*, 6:266–269.
- Andov, D., Andreevska, D. and Simeonovska, E. (2012) Yield and some morphological properties of newly introduced italian rice varieties grown in Macedonia. *Agro-knowledge Journal*, 13(1), 47-54.
- Atiyeh, R. M., Lee, S., Edwards, C. A., Arancon, N. and Metzger, J. D. (2002). The influence of humic acids derived from earthworm-processed organic wastes on plant growth. *Bioresource Technology*, 84(1), 7-14.
- Arancon NQ, Lee S, Edwards CA, Atiyeh RM (2003) Effects of humic acids and aqueous extracts derived from cattle, food and paper-waste vermicomposts on growth of greenhouse plants. *Pedobiologia*, 47:744–781.
- Arancon, N. Q., Edwards, C. A., Lee, S. and Byrne, R. (2006). Effects of humic acids from vermicomposts on plant growth. *European Journal Of Soil Biology*, (42), 65-69.
- Association of Official Seed Analysts-AOSA. (1983). Seed Vigor Testing Handbook.
- Başalma, D. (2015). Effect of humic acid on the emergence and seedling growth of safflower variety. *Turkish Journal of Agricultural and Natural Sciences*, 2(2), 152-156.
- Beeckman, F., Motte, H. and Beeckman, T. (2018) Nitrification in agricultural soils: impact, actors and mitigation. *Current Opinion in Biotechnology* 50, 166-173.
- Daur, I. and Bakhashwain, A. A. (2013). Effect of humic acid on growth and quality of maize fodder production. *Pakistan Journal Of Botany* 45(S1), 21-25.
- Dimitrovski, T., Andreevska, D., Andov, D. and Beser, N. (2020) Effect of Storm fertilizer on germination and seedling vigor in rice (*Oryza sativa* L.). *International Journal Of Innovative Approaches In Agricultural Research* 4(2), 259-268.
- Hadživuković, S. (1973) – Statistički metodi s primenom u poljoprivrednim i biološkim istraživanjima. Novi Sad, Srbija: Radnički Univerzitet “Radivoj Čipranov”.
- Hasan, M.N., Salam, M.A., Chowdhury, M. M. I., Sultana, M. and Islam, N. (2016). Effect of osmopriming on germination of rice seed. *Bangladesh Journal Of Agricultural Researches* 41(3), 451-460.
- Ilevins, G. (2011). Vermicompost treatment differentially affects seed germination, seedling growth and physiological status of vegetable crop species. *Plant Growth Regul* 65, 169–181.
- IRRI (2002) International Rice Research Institute, Manila. Standard Evaluation System For Rice.
- Mahmud, M., Abdullah, R. and Yaacob, J. S. (2020). Effect of vermicompost on growth, plant nutrient uptake and bioactivity of ex vitro pineapple (*Ananas comosus* var. MD2). *Agronomy* 10(9), 1333.
- Pathma J., Sakthivel N. (2012). Microbial diversity of vermicompost bacteria that exhibit useful agricultural traits and waste management potential. *Springerplus*, 1: 26.
- Piccolo, A., Celano, G. and Pietramellara, G. (1993). Effects of fractions of coal-derived humic substances on seed germination and growth of seedlings (*Lactuca sativa* and *Lycopersicum esculentum*). *Biology And Fertility Of Soils* 16(1), 11-15.
- Suslow, T. V., Kloepper, J. W. Schroth, M. N. and Burr, T. J. (1979). Beneficial bacteria enhance plant growth. *California Agriculture* 33(11), 15-17.
- Wang, J., Li, R., Zhang, H., Wei, G. and Li, Z. (2020). Beneficial bacteria activate nutrients and promote wheat growth under conditions of reduced fertilizer application. *BMC Microbiology* 20, 38.
- Xu, D-B., Wang, Q-J., Wu, Y., Yu, G., Shen, Q-R. and Huang, Q-W. (2012). Humic-like substances from different compost extracts could significantly promote cucumber growth. *Pedosphere* 22(6), 815–824.

AGRIBALKAN 2021

III. BALKAN AGRICULTURAL CONGRESS



**29 AUGUST – 01 SEPTEMBER 2021,
EDIRNE, TURKEY**

III. BALKAN AGRICULTURAL CONGRESS

<http://agribalkan.net/>

**29 AUGUST – 01 SEPTEMBER 2021,
EDİRNE, TURKEY**



In Trakya University Balkan Congress Center, Edirne, Turkey

Organized by Trakya University

with

Trakya Universities' Union, Balkan Universities' Union, Namık Kemal University, Onsekizmart University - Turkey, Uludag University, Turkey, Agriculture University of Plovdiv, Trakia University-Stara Zagora - Bulgaria, Democritus University of Thrace – Greece and with contribution of other Balkan Institutions...



Dear Colleagues,

You are welcome to our congress will be organized by Trakya University supporting with Trakya Universities Union, Balkan Universities Association and together with other Balkan Universities and Institutions.

The aim of our international congress is to present the newest research results and research goals, analyze current conditions and perspectives in agriculture.

Conference activities;

Plenary sessions with oral and poster presentations are on 29 August – 01 September 2021.

You are welcome to our congress and Edirne, TURKEY,

Yours sincerely,

Prof. Dr. Erhan TABAKOĞLU

Rector of Trakya University
Honorary Chair of Congress

Prof Dr Yalcin KAYA

Head of Organizing Committee

ORGANIZING COMMITTEE

NAME	INSTITUTION	DUTY
Prof Dr Erhan TABAKOĞLU	Rector of Trakya University	Honorary Chair
Prof Dr Yalçın KAYA	Trakya University	Head of Committee
Assoc Prof Dr Necmi BEŞER	Trakya University	Vice Chair
Emrah AKPINAR	Trakya Univesity	Congress Secretary
Selcuk KAYA	Trakya Univesity	Congress Secretary
Prof Dr Mustafa TAN	Trakya University	Member
Assoc Prof Dr Semra HASANCEBI	Trakya University	Member
Assoc Prof Dr Süleyman KÖK	Trakya University	Member
Assoc Prof Dr Ali İhsan MESE	Trakya University	Member
Prof Dr Mevlüt AKÇURA	Onsekizmart Unviersity	Member
Prof Dr Metin TUNA	Namık Kemal University	Member
Prof Dr Nazan DAĞÜSTÜ	Uludağ University	Member
Prof Dr Viliana VASSILEVA	Forage Crops Institute – Pleven	Member
Prof Dr Nurettin TAHSİN	Plovdiv Agricultural University	Member
Prof Dr Ioannis TOKATLIDIS	Democritus University of Thrace	Member
Assoc Prof Neli GROZEVA	Trakia University- Stara Zagora	Member
Asst Prof Dr Orhan O. AŞKIN	Kirklareli University	Member
Dr Fatih BAKANOĞULLARI	Soil Agric. Met. Res. Inst.	Member
Dr Cengiz ÖZER	Tekirdağ Viticulture Res. Inst.	Member
Dr İrfan ÖZTÜRK	Trakya Agricultural Res Inst.	Member
Dr Veli PEKCAN	Trakya Agricultural Res Inst.	Member
M. İbrahim YILMAZ	Trakya Agricultural Res Inst.	Member
Dr Göksel EVCI	Trakya Birlik	Member

INVITED SPEAKERS

NAME	INSTITUTION	COUNTRY
Dr. Yunus BAYRAM	Ministry of Agriculture and Forestry	TURKEY
Prof. Dr. Sezen ARAT	Tekirdağ Namık Kemal University	TURKEY
Prof. Dr Rigerta SADIKAJ	University of Tirana	ALBANIA
Prof. Dr. Viliana VASSILEVA	Forage Crops Institute, Pleven	BULGARIA
Prof. Dr. Ioannis TOKATLIDIS	Democritus University of Thrace	GREECE
Prof. Dr. Hazir POLLOZHANI	State University of Tetovo,	MACEDONIA
Dr Maria JOITA PACUREANU	Academy of Sciences of Moldova	MOLDOVA
Prof Dr Emine DACI-ZEJNULLAHI	State University “Haxhi Zeka”	KOSOVO

THE EDITORS OF PROCEEDING BOOK OF ABSTRACTS

Prof Dr Yalcin KAYA, Assoc Prof Dr Necmi BEŞER

ISBN #: 978-975-374-299-3
Trakya University Publisher #: 254

MAIN ORGANIZING INSTITUTIONS

Trakya University, Edirne TURKEY
Trakya Universities Union, TURKEY
Balkan Universities Association, TURKEY
Namık Kemal University, Tekirdağ, TURKEY
Onsekizmart University, Çanakkale, TURKEY Agriculture University of Plovdiv, BULGARIA
Trakia University, Stara Zagora, BULGARIA
Democritus Univ of Thrace, Orestiada, GREECE

OTHER ORGANIZING INSTITUTIONS

Kırklareli University, Kırklareli, TURKEY
Uludağ University, Bursa, TURKEY
University of Agriculture of Tirana, ALBANIA
University “Fan S. Noli”, Korce, ALBANIA
University of Sarajevo, BOSNIA & HERZEGOVINA
Univ. of East Sarajevo, BOSNIA & HERZEGOVINA
University of Zagreb, CROATIA
Agricultural Academy of Bulgaria, BULGARIA
University of Forestry, Sofia, BULGARIA
Sofia University, Sofia, BULGARIA
University of Ruse, Ruse, BULGARIA
Aristotle University of Thessaloniki, GREECE
Agriculture University of Athens, GREECE
University of Prishtina, KOSOVO
State University “Haxhi Zeka”, KOSOVO
State University of Tetovo, MACEDONIA
Ss. Cyril & Methodius Univ. Skopje, MACEDONIA
St. Clement Ohrid Univ. of Bitola MACEDONIA
Academy of Agricultural Sciences, MOLDOVA
University of Montenegro, MONTENEGRO
USAMV University, Bucharest, ROMANIA
University of Novi Sad, SERBIA
University of Belgrade, SERBIA
Balkan Agrarian Institute, Sofia, BULGARIA
Joint Genomic Center, Sofia, BULGARIA
AGBIO Institute, Sofia, BULGARIA
Institute of Genetics, Sofia, BULGARIA
Karnobat Agricultural Research Inst., BULGARIA
Dobroudja Agric. Res Ins, Gen. Toshevo, BULGARIA
Inst. of Physiology & Genetics, Sofia, BULGARIA
Ins. Mount. Stockbreed. Agric, Troyan, BULGARIA
Agricultural Research Institute, Osijek, CROATIA
Scientific Tobacco Institute, Prilep, MACEDONIA
Fundulea Agric. Res. Inst, Bucharest, ROMANIA
Agricultural Institute of Slovenia, SLOVENIA
Inst. Field and Vegetable Crops, Novi Sad, SERBIA
Maize Research Institute, Zemun Polje SERBIA

Trakya Agricultural Res. Institute, Edirne, TURKEY
Tekirdağ Viticulture Research Station, TURKEY
Atatürk Soil Water and Agricultural Meteorology
Research Station, Kırklareli, TURKEY
Ministry of Food, Agriculture & Livestock of Turkey

SUPPORTING INSTITUTIONS

Bulgarian Seed Association, BULGARIA
The Hellenic Scientific Society for Plant Genetics and
Breeding, GREECE
Serbia Seed Trade and Plant Breeders Assoc, SERBIA
Turkish Seed Union (TURKTOB)
Plant Breeders Union of Turkey (BISAB), TURKEY
Turkish Seed Industry and Producers Union (TSUAB)
Turkish Plant Breeders Assoc. (TUBID), TURKEY
Turkish Seed Industry Assoc. (TURKTED), TURKEY
Governorship of Edirne, TURKEY
Trakya Birlik, Edirne, TURKEY
Edirne Commodity Exchange, Edirne, TURKEY
Edirne Farmer Union, TURKEY
Province Offices of Ministry of Food, Agriculture and
Livestock of Turkey

SESAME AN UNDERUTILIZED OIL SEED CROPS: BREEDING ACHIEVEMENTS AND FUTURE CHALLENGES.....	454
EFFECT OF ORGALIFE FERTILIZER ON SOME QUALITY PROPERTIES OF THE SEED AND GROWTH POTENTIAL OF TWO RICE VARIETIES (ORYZA SATIVA L.) CULTIVATED IN NORTH MACEDONIA.....	473
COMPARISON OF PYROXASULFONE'S BIOREMEDIATION WITH SOME SOIL BACTERIA BASED ON CHEMICAL OXYGEN DEMAND AND ITS EFFECT ON MORTALITY ON DAPHNIA MAGNA.....	485
THE ROLE OF TUMOR MARKERS FOR EVALUATION THE COURSE OF CHEMOTHERAPY	494
NUTRITIONAL ENRICHMENT OF SESAME SEED BY <i>Aspergillus niger</i> SOLID-STATE FERMENTATION.....	507
SOLID-STATE FERMENTATION USING <i>Aspergillus niger</i> IMPROVES THE NUTRITIONAL QUALITY OF OLIVE CAKE.....	510
PERFORMANCE EVALUATION OF AUTOMATICALLY EXTRACTED CITRUS TREES FROM LIDAR POINT CLOUD DATA: REVISITING A TRADITIONAL STRATEGY BASED ON LOCAL MAXIMA AND WATERSHED SEGMENTATION	513
CURRENT POSSIBILITIES OF MICRO MINERAL USE IN LAYING HEN DIETS: A REVIEW	522
DETERMINATION OF THE CHANGE IN THE PROTEIN AND CELLULOSE CONTENT OF COTTON SEED MEAL FERMENTED WITH RUMEN LIQUID IN DIFFERENT ENVIRONMENTAL CONDITIONS.....	529
USE OF VITAMINS IN LAYING HEN DIETS WITH CURRENT APPROACHES: A REVIEW	537
EFFECTS OF POSTHARVEST UV-C TREATMENTS ON POSTHARVEST QUALITY DURING COLD STORAGE IN APRICOT CV. ROXANA.....	543
EFFECTIVE ORGANO-MINERAL FERTILIZERS OF PROLONGED ACTION FROM THE PROCESSED ORGANO-CONTAINING WASTES OF VARIOUS ORIGIN	554
EFFECT OF HUMIC ACID APPLICATIONS ON TUBER QUALITY IN POTATO (<i>Solanum tuberosum</i> L.)	565
USE OF THIDIAZURON IN TISSUE CULTURE STUDIES IN VEGETABLES	571
FATTY ACID COMPOSITION AND DIVERSITY OF GRAPE SEEDS	583
CHARACTERISTICS OF LIVESTOCK FARMERS AND TRADERS PARTICIPATING IN LIVESTOCK MARKETS: A CASE STUDY FROM THE REPUBLIC OF BENIN	589
THE DEVELOPMENT OF AQUACULTURE PRODUCTION AND SOME ARGUMENTS IN FISH GENETICS AND BIOTECHNOLOGY STUDIES IN ALBANIA.....	597
SWELLING AND EROSION OF NATURAL MATRIX TABLETS	610
OPTIMISATION OF THE COAGULATION-FLOCCULATION PROCESS BY BENTONITE AND ALUMINUM SULPHATE.....	621